



Account Restructure Change AC Field Job Aid

Carrier Services

Frontier Communications
Rochester, NY

Revised: 10/12/2020

Contents

General	3
Purpose	4
AC Field Description.....	5
Limitations	6
BTN Disconnect and WTN Becomes New BTN (Reqtype DB/EB)	7
Reviewing the LSR.....	8
LSR Screen Shots.....	9
BTN Disconnect and New Install Becomes New BTN (Reqtype DB/EB).....	10
Reviewing the LSR.....	11
Migrations and the AC Field (Reqtype DB/EB).....	12
Reviewing the LSR.....	13
BTN Disconnect and WTN Becomes New BTN (Reqtype AB).....	14
Analog Loop Account Restructures	15
AB ReqType Not Supported.....	Error! Bookmark not defined.
Centrex Account Restructures (Reqtype PB)	17
BTN Disconnect WTN Becomes new BTN (RPON)	18
Billing Restructure – Resale Centrex Keeping all numbers (RPON).....	19
Change Log	20

General



Purpose

The purpose of this document is to provide information about the restructure of an account in Frontier's database and to assist with LSR order entry of the AC field on the LSR form for DB and EB ReqType Orders.

AC Field Description

The AC – Account Structure Change field is located on the LSR form.

Business rules allow the AC field to be completed only on Reqtypes DB and EB, with ACT C or V. Therefore, you can...

Rearrange or restructure an account when migrating a Resale or Platform account, or

Rearrange the billing structure within an existing account.

In either case, an account restructure may involve adding a new line, or disconnecting one.

AC Field Options

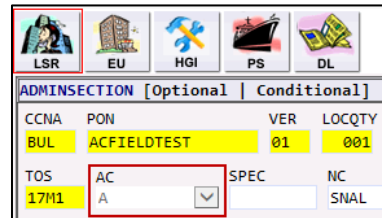
A – Auxiliary line to Main Line

B – Business Service to Residence Service

C – Residence Service to Business Service

D – Coin/PAL Service to Business Service

E – Business Service to Coin/Pal Service



The screenshot shows a software interface for account management. At the top, there are five icons labeled LSR, EU, HGI, PS, and DL. Below these is a section titled 'ADMINSECTION' with sub-sections for 'Optional' and 'Conditional'. The main data area contains several fields: CCNA (BUL), PON (ACFIELDTEST), VER (01), and LOCQTY (001). Below this, there are fields for TOS (17M1), AC (A), SPEC, NC, and SNAL. The AC field is highlighted with a red box, and a dropdown arrow is visible next to the value 'A'.

Limitations

There are Business Rules restrictions that will prevent a PON from being submitted.

1. On a DB-C in Acq WV area, when the LTOS 2nd POS is L, an edit informs the you that the only type of Account Structure change is "A" – Auxiliary to Main Line. Any other type of rearrangement is rejected.
 2. On DB/EB-C, when LNA = T, an account structure change is not accepted. This prompts you to submit an ACT T to move service, and perhaps a related PON to identify the new structure of lines that are NOT moving.
-



BTN Disconnect and WTN Becomes New BTN (Reqtype DB/EB)

Reviewing the LSR

When disconnecting the BTN of an account, you must provide clear direction on how to handle the remaining TNs with respect to the providing the

- New BTN
- Directory Listing Changes
- Hunting Instructions and
- Operator Intercept

This can be accomplished on a single PON.

LSR Form

- ACT = C
- AC field = A (Aux to Main)
- ATN = the WTN that becomes the new BTN **Important!**
- LNA D on the BTN to be disconnected
- LNA Z on the WTN that becomes the new BTN
- LNA Z on all remaining phone numbers to be billed with the new BTN.
The PON will reject if you don't account for all the members of the existing account.

Optional Forms

- HGI Form is not required when disconnecting a line(s.) It can be populated, at your discretion. When not populated, the hunt sequence is recalculated without the disconnected line(s.)
 - DL Form is not required when disconnecting a line(s.) Additionally, it is not possible to add a new LML (main listing) on a DL form. You can use RTY = LAM to advise how the new WTN should be listed.
-

LSR Screen Shots

When the main BTN is being disconnected, the LSR form should be populated with the new BTN in the ATN field **and** the AC field could be updated to letter A indicating the new BTN will be one of the auxiliary lines on the account.

ADMINSECTION [Optional Conditional]						
CCNA	PON	VER	LOCQTY	HTQTY	AN	ATN
BUL	ACFIELDTEST	01	001			2815349606
REQTYP	P					
DB	--Select--					
SLI	ACT	ADET	SUP	APPTRESID		
S	C	--Select--	--Select--			
NNSP	ONSP	AENG	SCA	AGAUTH	SACTL	
		--Select--	--Select--	Y		
TOS	AC	SPEC	NC			
17M1	A		SNAL			

ADMINSECTION [Optional Conditional]						
PQTY	6					
SERVICEDetailSECTION [1] [Optional Conditional]						
LOCNUM	LNUM	NPI	LNA	LTOS	TNS	
001	00001	--Select--	D	17M1	2815349056	
SERVICEDetailSECTION [2] [Optional Conditional]						
LOCNUM	LNUM	NPI	LNA	LTOS	TNS	
001	00002	--Select--	D	17M1	2815349072	
SERVICEDetailSECTION [3] [Optional Conditional]						
LOCNUM	LNUM	NPI	LNA	LTOS	TNS	
001	00003	--Select--	Z	17M1	2813375673	
SERVICEDetailSECTION [4] [Optional Conditional]						
LOCNUM	LNUM	NPI	LNA	LTOS	TNS	
001	00004	--Select--	Z	17M1	2815349059	
SERVICEDetailSECTION [5] [Optional Conditional]						
LOCNUM	LNUM	NPI	LNA	LTOS	TNS	
001	00005	--Select--	Z	17M1	2815349062	
SERVICEDetailSECTION [6] [Optional Conditional]						
LOCNUM	LNUM	NPI	LNA	LTOS	TNS	
001	00006	--Select--	Z	17M1	2815349606	

The new BTN

Continued on next page



BTN Disconnect and New Install Becomes New BTN (Reqtype DB/EB)

Reviewing the LSR

When the BTN is disconnected, and a brand-new line becomes the new BTN, you must instruct that the new line becomes the new BTN by placing the newly installed number in the ATN field.

Follow the instruction in the ***BTN Disconnect and WTN Becomes New BTN section*** with the following LSR details that include ordering a new line LNA = N.

LSR Form

- ACT = C
- AC field = A (Aux to Main)
- ATN = the WTN that becomes the new BTN **Important!**
- **LNA N on the new install number (new BTN)**
- LNA D on the BTN to be disconnected
- LNA Z on all remaining phone numbers to be billed with the new BTN. The PON will reject if you don't account for all the members of the existing account.

Optional Forms

- HGI Form is not required when disconnecting a line(s.) It can be populated, at your discretion. When not populated, the hunt sequence is recalculated without the disconnected line(s.)
 - DL Form is not required when disconnecting a line(s.) Additionally, it is not possible to add a new LML (main listing) on a DL form. You can use RTY = LAM to advise how the new WTN should be listed.
-

Migrations and the AC Field (Reqtype DB/EB)

Reviewing the LSR

When the BTN-to-WTN billing structure of the account will not be the same as the existing account after the account is migrated- the number in the EATN field is the **existing** account BTN, but the number in the ATN field displays the number that **will become** the new account BTN.

LSR Form

- ACT = V
- AC field = A (Aux to Main)
- ATN = the WTN that becomes the new BTN **Important!**
- EATN = the BTN of the existing account
- LNA V on all existing numbers the new install number (new BTN)
- LNA D on any TN to be disconnected
- LNA N on any new line installations.

Optional Forms

- HGI Form is required when a hunting is requested on the migration.
 - DL Form is required when you choose to provide the listings for the migrated account (ELT E, P.) When ELT = A, the DL form is not required. The listings on the accounts will remain as they are, even if that means the only line with a listing is a WTN and not the new BTN.
-



BTN Disconnect and WTN Becomes New BTN (Reqtype AB)





Analog Loop Account Restructures

The following process applies **only** to **Analog Loop** restructures when the BTN is disconnected leaving behind remaining analog loops.

The AC field is not supported on Reqtype AB.

Analog Loop restructures are allowed on AB-C.

- LNA D can disconnect the BTN and other working circuits.
- When all circuits appear to be disconnecting, the CLEC will be advised to submit an AB-D full account disconnect.

ORDER		PREORDER	
RECEIVER CODE	ACT	PON	OWNER
FTRORD	C	143008-CRDSC	
VERSION SUP	STATUS	REQTYPE	
00	Received	AB	
			
LSR	EU	LS	DL
ADMINSECTION [Optional Conditional]			
LQTY			
00001			
SERVICEDETAILSECTION [1] [Optional Conditional]			
LOCNUM	LNUM	LNA	SLTN
001	00001	D	
CKR			
CI	TSP	TNT	SAN
--Select--		--Select--	
ECCKT	2K/DHSU/143008//GTES		

Note: This process goes into effect on October 25, 2020. Until then, an AB-C used to disconnect the BTN of an Analog Loop account may receive a backend edit advising that they ‘Cannot disconnect a UNE Loop main bill # with active members.’ Contact Frontier to have them work over this rejection.

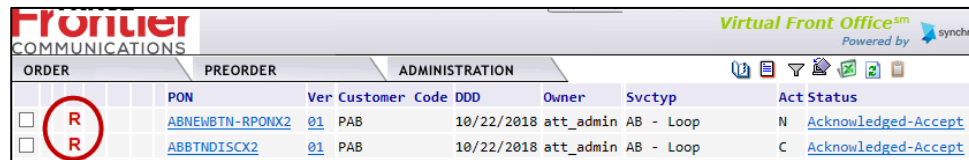
UNE Loop Account Restructures (other than Analog)

The following process applies to UNE Loop products other than Analog Loops when the BTN is disconnected leaving behind remaining analog loops. See [Analog Loop Account Restructures](#)

The AC field is not supported on Rectype AB.

To disconnect the BTN and keep WTNs, an RPON is required to establish the new BTN.

Related PONs



ORDER	PREORDER	ADMINISTRATION						
	PON	Ver	Customer	Code	DDD	Owner	Svctyp	Act Status
<input type="checkbox"/>	ABNEWBTN-RPONX2	01	PAB		10/22/2018	att_admin	AB - Loop	N Acknowledged-Accept
<input type="checkbox"/>	ABBTNDISCX2	01	PAB		10/22/2018	att_admin	AB - Loop	C Acknowledged-Accept

AB-C LNA D (Disconnect BTN)

REMARKS
Disconnect loop. Work with related PON ABNEWBTN-RPON to make 3100006588 the new BTN.

AB-N (Establish WTN as new BTN)

REMARKS
Related PON to establish left behind loop 3100006588 as new BTN. Work with related PON ABBTNDISC.

Centrex Account Restructures (Reqtype PB)

**BTN
Disconnect
WTN
Becomes
new BTN
(RPON)**

In this scenario, the BTN is entirely disconnected and a WTN becomes the new account BTN. Related PONs (RPON) are required.

PON A disconnects the billing structure of the existing account

PON B restructures the account in which a WTN becomes the new account BTN

Scenario	PON A	PON B
Resale Centrex BTN to WTN Change (with BTN disconnect)	PB-D	PB-N

Why this doesn't mirror the "EB" resale restructure process

1. The AC field is not supported when the Reqtype is PB
2. LNA Z is not a valid line activity on the CRS form

LSR ENTRY

PON A (ACT D)

- NOR, RPON, RPONVER are required
- EATN = BTN of existing Centrex account
- LSR Remarks explains the RPONS involved and provides an overview of the account restructure

PON B (ACT N)

- NOR, RPON, RPONVER are required
- ATN = BTN of new Centrex account (this is a WTN of the former account)
- LSR Remarks explains the RPONS involved and provides an overview of the account restructure
- LNA N for each TN retained on the new account
- FA N and Feature for each TN (as per tariff)
 - Include term indicator, when applicable
 - DL form for new listed number

**Billing
Restructure –
Resale
Centrex
Keeping all
numbers
(RPON)**

In this scenario, all account numbers are staying with the account. However, the BTN becomes a WTN and a WTN becomes the new BTN. Related PONs (RPONs) are required.

PON A disconnects the billing structure of the existing account

PON B restructures the account BTN and WTN as indicated on the ACT N

Scenario	PON A	PON B
Resale Centrex BTN to WTN Change	PB-D	PB-N

Why this doesn't mirror the "EB" resale restructure process

3. The AC field is not supported when the Reqtype is PB
4. LNA Z is not a valid line activity on the CRS form

LSR ENTRY

PON A (ACT D)

- NOR, RPON, RPONVER are required
- EATN = BTN of existing Centrex account
- LSR Remarks explains the RPONS involved and explains all TNs are being retained and restructured. Provide an overview of the account restructure.

PON B (ACT N)

- NOR, RPON, RPONVER are required
- ATN = BTN of new Centrex account (this is a WTN of the former account)
- LSR Remarks explains the RPONS involved and explains all TNs are being retained and restructured. Provide an overview of the account restructure.
- LNA N for each TN retained on the new account
- FA N and Feature for each TN (as per tariff)
 - Include term indicator, when applicable
 - DL form for new listed number

Change Log

Date	Page Number	Change
9/22/2020	16-18	Centrex Account Restructures Reqtype PB
10/12/2020	15, 16	Analog and other Loop Restructures AB

DISCLAIMER: THIS DOCUMENTATION IS FOR INFORMATIONAL PURPOSES ONLY AND DOES NOT OBLIGATE FRONTIER TO PROVIDE SERVICES IN THE MANNER DESCRIBED IN THIS DOCUMENT. FRONTIER RESERVES THE RIGHT AS ITS SOLE OPTION TO MODIFY OR REVISE THE INFORMATION IN THIS DOCUMENT AT ANY TIME WITHOUT PRIOR NOTICE. IN NO EVENT SHALL FRONTIER OR ITS AGENTS, EMPLOYEES, DIRECTORS, OFFICERS, REPRESENTATIVES OR SUPPLIERS BE LIABLE UNDER CONTRACT, WARRANTY, TORT (INCLUDING BUT NOT LIMITED TO NEGLIGENCE OF FRONTIER), OR ANY OTHER LEGAL THEORY, FOR ANY DAMAGES ARISING FROM OR RELATING TO THIS DOCUMENT OR ITS CONTENTS, EVEN IF ADVISED OF THE POSSIBILITY OF SUCH DAMAGES.

© 2020 Frontier Communications Corporation – All Rights Reserved.