



Circuit ID Format Requirements

Contents

Purpose	2
ECCKT Format	2
Serial Circuit ID	3
Facility Circuit ID	4
Message Trunk Circuit ID	5
Telephone Circuit ID	6
Change Log	7

Frontier Communications

Jurisdiction: Footprint
Effective Date: 10/1/2011
Revised Date: 1/21/2022



Circuit ID Format Requirements

Purpose

The purpose of the job aid is to provide ECCKT format and field population requirements which appears on the Access Service Request (ASR) or Additional Circuit Information (ACI) forms.

ECCKT Format

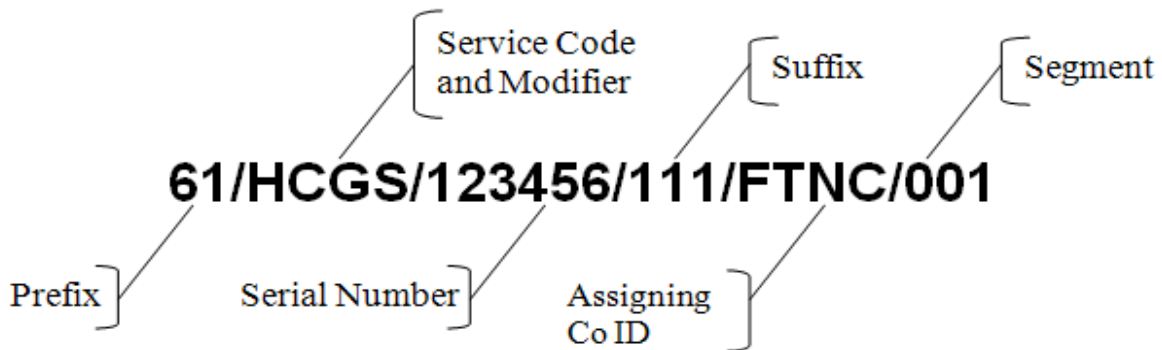
The 4 types of *Circuit ID's* that can be populated in the *ECCKT* field on the Access Service Request (ASR) or Additional Circuit Information (ACI) pages are:

Type	Example
Serial Circuit ID	62/HCGS/123456//FTNC
Facility Circuit ID	1001/T3Z/NYCMNY55K02/NYCMNY54W01
Message Trunk Circuit ID	1234/AF54IECN/MDSNWI16CG0/M-/DSNNWI0201T
Telephone Circuit ID	59/SBFS/999/999/9999//999



Circuit ID Format Requirements

Serial Circuit ID



Prefix – The Prefix is a two-character code indicating the state in which service is provided. (1-2 alpha/numeric characters)

Service Code and Service Code Modifier – The Service Code is a two-character standardized code that represents a tariff or contract offering that requires special services circuit provisioning. This information is usually derived from the first 2 characters of the Network Channel (NC) Code. The Service Code Modifier identifies the type and jurisdiction of the service. The Service Code and Modifier are both required when populating the Serial Circuit ID within the ECCKT field. (4 alpha/numeric characters)

Serial Number - A serial number type code that uniquely identifies a special services circuit. (1-6 numeric characters)

Suffix - A serial number type code that relates a group of special services circuits having the same service code for the same customer. (1-3 numeric characters)

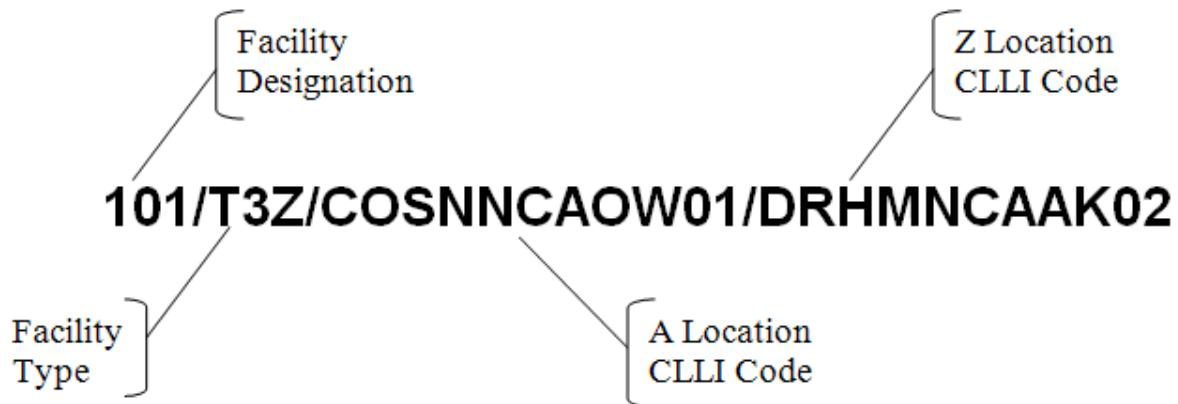
Assigning Company ID - A standardized code that uniquely identifies the carrier assigning the circuit identification. (2-4 alpha characters)

Segment Number - A serial number type code that uniquely identifies each termination point of a special services circuit, when the circuit has more than two termination points, i.e. multi-point circuit (1-3 alpha/numeric characters)



Circuit ID Format Requirements

Facility Circuit ID



Facility Designation - A unique code that identifies a path between two network nodes (1 - 5 alpha/numeric characters)

Facility Type - A code that describes a type of facility; valid entries are outlined in Telcordia Technologies practice BR 795-450-100 (1-6 alpha/numeric characters)

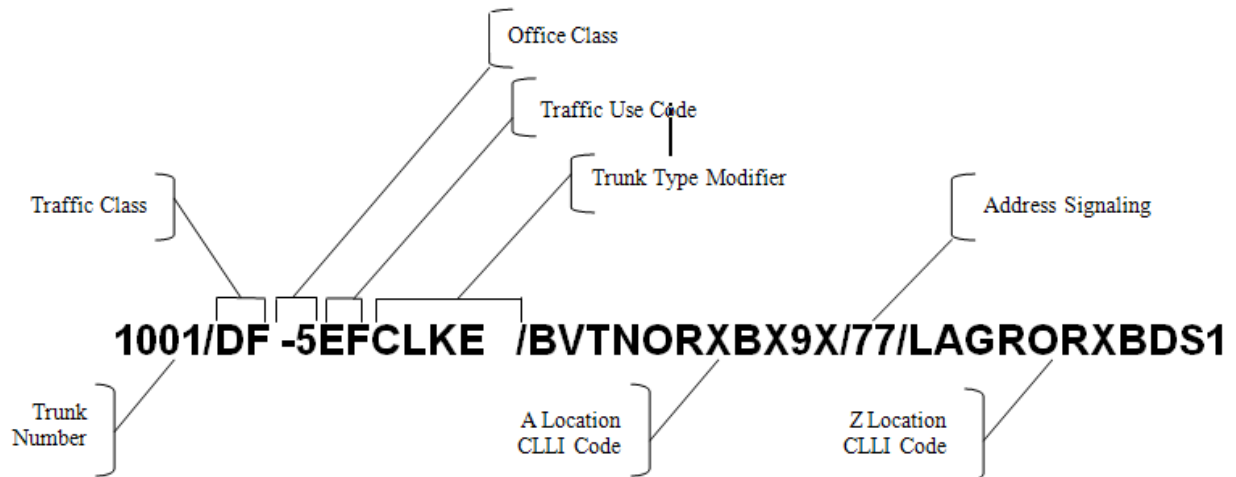
Location A CLLI Code - A standardized CLLI code that uniquely identifies the location of facility location A; valid entries are maintained by Telcordia Technologies. (8 or 11 alpha/numeric characters)

Location Z CLLI Code - A standardized CLLI code that uniquely identifies the location of facility terminal Z; valid entries are maintained by Telcordia Technologies. (8 or 11 alpha/numeric characters)



Circuit ID Format Requirements

Message Trunk Circuit ID



Trunk Number - A serial number type code that identifies a specific trunk in a trunk group (1-4 numeric characters).

Traffic Class - A standardized code that designates an engineering categorization, e.g., grade of service, alternate route; valid entries are outlined in Telcordia Technologies practice BR 795-400-100 (2 alpha characters)

Office Class - A standardized code that designates the highest level of switching performed by the traffic units or offices terminating the trunk or trunk group; valid entries are outlined in Telcordia Technologies practice BR 795-400-100 (2 alpha/numeric characters)

Traffic Use Code - A standardized code that designates the type of traffic offered to the trunk group, e.g., inter-end office, tandem access, directory assistance; valid entries are outlined in Telcordia Technologies practice BR 795-400-100 (2 alpha characters)

Trunk Type Modifier - A standardized code that indicates specialized use of the trunk or trunk group; valid entries are outlined in Telcordia Technologies practice BR 795-400100 (1-7 alpha/numeric characters)

A Location CLLI Code - A standardized code that uniquely identifies the location of facility terminal A; valid entries are outlined in Telcordia Technologies practice BR 795-100-100 (11 alpha/numeric characters)

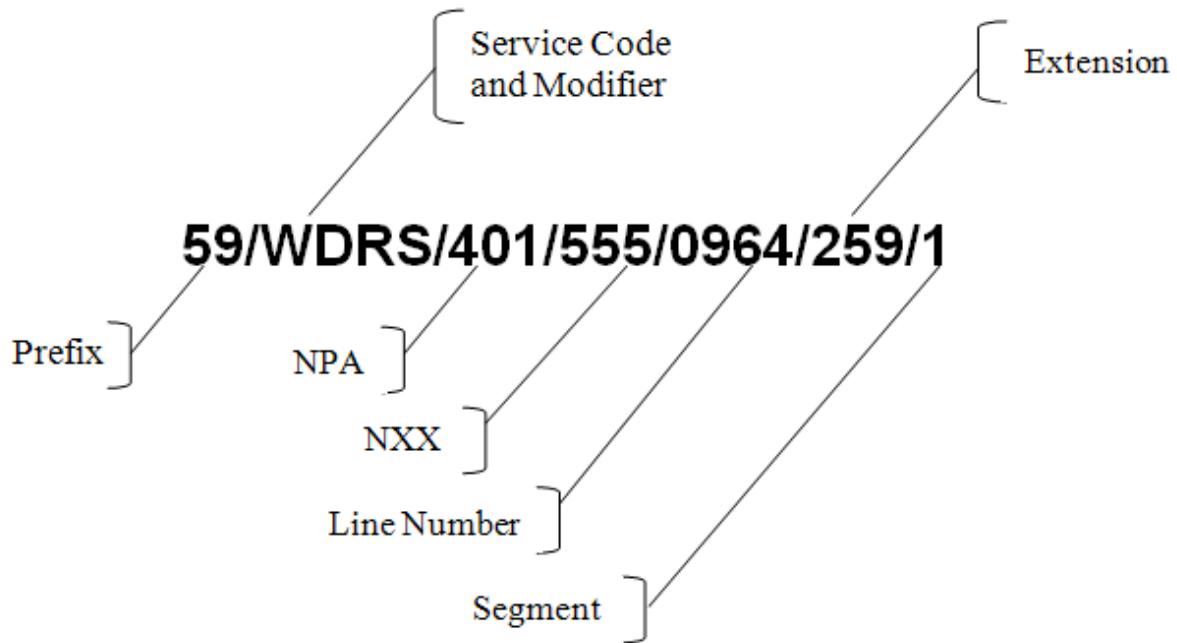
Address Signaling - A standardized code that uniquely identifies the type of signals used to direct a call to its destination; valid entries are outlined in Telcordia Technologies practice BR 795-400-100 (2 alpha/numeric characters)

Z Location CLLI Code - A standardized code that uniquely identifies the location of facility terminal Z; valid entries are outlined in Telcordia Technologies practice BR 795-100-100 (11 alpha/numeric characters)



Circuit ID Format Requirements

Telephone Circuit ID



Prefix - The Prefix is a two-character code indicating the state in which service is provided (1-2 alpha/numeric characters)

Service Code and Service Code Modifier – The Service Code is a two-character standardized code that represents a tariff or contract offering that requires special services circuit provisioning. This information is usually derived from the first 2 characters of the Network Channel (NC) Code. The Service Code Modifier identifies the type and jurisdiction of the service. The Service Code and Modifier are both required when populating the Serial Circuit ID within the ECCKT field. (4 alpha/numeric characters)

NPA Code - A standardized code that identifies the NPA associated with the telephone number of a special services circuit (3 numeric characters)

NXX Code (CO Unit Code - A standardized code that identifies the CO number associated with the telephone number of a special services circuit (3 numeric characters)

Line Number Code - A standardized code that identifies the line number associated with the telephone number of a special services circuit (4 numeric characters)

Extension Number/Trunk Code - A non-standard code used to record extension numbers/trunk codes associated with the telephone number of a special services circuit (5 alpha/numeric characters)

Segment Number - A serial number type code that uniquely identifies each termination point of a special services circuit, when the circuit has more than two termination points, i.e. multi-point circuit (1-3 alpha/numeric characters)



Circuit ID Format Requirements

Change Log

Date	Page Number	Change
10/01/2011		Original Document
03/01/2012	4	Corrected Facility A and Z Locations to alpha/numeric order
08/31/2021	All	Update format, disclaimer, logo

DISCLAIMER: THIS DOCUMENTATION IS FOR INFORMATIONAL PURPOSES ONLY AND DOES NOT OBLIGATE FRONTIER TO PROVIDE SERVICES IN THE MANNER DESCRIBED IN THIS DOCUMENT. FRONTIER RESERVES THE RIGHT AS ITS SOLE OPTION TO MODIFY OR REVISE THE INFORMATION IN THIS DOCUMENT AT ANY TIME WITHOUT PRIOR NOTICE. IN NO EVENT SHALL FRONTIER OR ITS AGENTS, EMPLOYEES, DIRECTORS, OFFICERS, REPRESENTATIVES OR SUPPLIERS BE LIABLE UNDER CONTRACT, WARRANTY, TORT (INCLUDING BUT NOT LIMITED TO NEGLIGENCE OF FRONTIER), OR ANY OTHER LEGAL THEORY, FOR ANY DAMAGES ARISING FROM OR RELATING TO THIS DOCUMENT OR ITS CONTENTS, EVEN IF ADVISED OF THE POSSIBILITY OF SUCH DAMAGES.